


## Introduction to Track Day – Info for Social Members

Thinking of joining the fun on track? Here's everything you need to know about what's required (and what's not!) for our introductory "Try Before You Buy" track experience at **CARCO Raceway**.

---

### Vehicle Setup & Requirements


#### **Q: What modifications or setup is required for a car to be allowed on track?**

 For this session, your vehicle can remain in full **road-going trim** — no major changes required. However it is strongly advised to give your car a thorough inspection prior to going on track and at minimum check :

- Brakes: Minimum 50% pad material
- Tyres: Roadworthy and at correct pressures (important for cornering)
- Boot/Cargo: Empty of all loose items
- Oil & Fluids: Check levels and inspect for leaks
- General: Recently serviced vehicles preferred


#### **Q: Are stock vehicles allowed, or are upgrades like brakes or tyres recommended?**

 Yes, stock HSVs are welcome!

 However, keep in mind that **track conditions** place additional stress on your car. Expect increased oil temps and hot brakes — so instructors will likely limit your time on track to protect your vehicle.

#### **Q: What tyre pressures should I run?**


 Start with your manufacturer's **recommended highway pressures**.

 As tyres warm up on track, pressure can rise by 5–15 PSI. Bleed air out as needed after a session.

#### **Q: Do I need to remove loose items from my car?**


 Yes. All loose items must be removed — they can become dangerous at speed.

#### **Q: Is a fire extinguisher or roll cage required?**

 **Fire extinguisher** – Strongly recommended, but not required for this session


 **Roll cage** – Not required, though a smart upgrade if you continue into motorsport

#### **Q: Do I need a bonnet restraint or battery tie-down?**

 Bonnet restraints are **not required**, but a **secured battery with a tie-down is essential**.

#### **Q: Is a helmet required? Can I borrow one?**

 Yes, helmets are mandatory.

 The club has a limited supply of **loan helmets and hair nets** if needed — but we strongly recommend bringing your own (in good condition).



**Q: Do I need a race number or special markings?**

---

Prior to going on track

**Q: Will there be a briefing prior to the on-track session?**

Yes, A full drivers briefing will be conducted by track officials prior to explain in detail key points and answer any questions.

**Q: Is there a waiver or insurance requirement?**

sign a liability waiver.

Driver Requirements & Safety

**Q: Do I need a racing licence?**

☐ No special licence is needed for this event.

However, **instructors will be required in your passenger seat** to guide you during your session.

**Q: What safety gear should I bring?**

**Q: Are passengers allowed?**

approved instructors are permitted as passengers during your on-track session.

**Q: What if I spin out or leave the track?**

1. Stay calm.
2. Remain in your vehicle **unless directed otherwise** by marshals.
3. Listen to your instructor's guidance.

**Q: What do the flags mean?**

driver briefing prior to track time.

---


After Your First Drive

**Q: What's next if I love it and want to do more?**

Motorsport Sprint Round or other events.



**Q: Are there beginner-friendly series I can try?**

 Yes! Motorsport events are structured for **all experience levels**. We'll help you find a category that suits your car and driving confidence.